

# Herbal therapy for hemorrhoids: An Overview of Medicinal Plants Affecting Hemorrhoids

*by* Yudi Garnida -

---

**Submission date:** 19-May-2023 01:47PM (UTC+0700)

**Submission ID:** 2096890619

**File name:** 08.20230301\_Herbal\_Terapy\_for\_hemor.pdf (1.3M)

**Word count:** 7407

**Character count:** 42263



SJR

Scimago Journal & Country Rank

Enter Journal Title, ISSN or Publisher Name

- Home
- Journal Rankings
- Country Rankings
- Viz Tools
- Help
- About Us

# Claim Your Free Trial

American Journal Experts

Open

## Advancements in Life Sciences

### COUNTRY

Pakistan



Universities and research institutions in Pakistan



Media Ranking in Pakistan

### SUBJECT AREA AND CATEGORY

Biochemistry, Genetics and Molecular Biology  
Biochemistry, Genetics and Molecular Biology (miscellaneous)

Veterinary  
Veterinary (miscellaneous)

### PUBLISHER

Centre of Excellence in Molecular Biology

# 8

**Claim Your Free Trial**

95% English language accuracy than six minutes.

Open

### PUBLICATION TYPE

Journals

### ISSN

23105380

### COVERAGE

2019-2022

### INFORMATION

Homepa

## EDUtech\_ASIA

7-9 Nov 2023, Singapore

### AI and Assessment: Navigating the Watershed Moment for Education

Professor Rose Luckin  
UCLUCL Knowledge Lab & Educate Ventures Research



## Claim Your Free Trial



Open

### SCOPE

Advancements in Life Sciences (ISSN 2310-5380) provides free platform for the fast peer-reviewed publication of articles covering novel and innovative aspects of biological sciences. Including full length research articles and short communications, we accept material in categories too view other submission materials. This Journal publishes articles falling in the scope of "life sciences" ranging from molecular biological or genetic discoveries to biochemical systems and new microbiological concepts in human, veterinary and plant sciences. Multidisciplinary research articles, providing novel insight and original information, that would not be publishable in single discipline devoted journals are welcomed particularly in this journal for publication. The following research areas are covered in the Journal: \* Molecular Biology \* Biochemistry \* Plant-biotechnology \* Genomics \* Veterinary sciences \* Microbiology \* Health and Epidemiologic studies

Join the conversation about this journal

## Claim Your Free Trial

American Journal Experts

Open

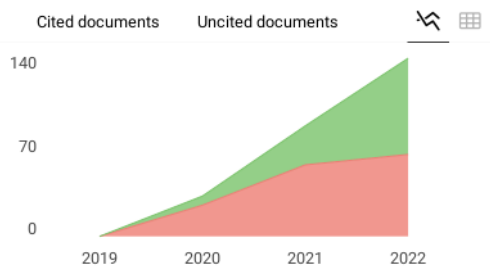
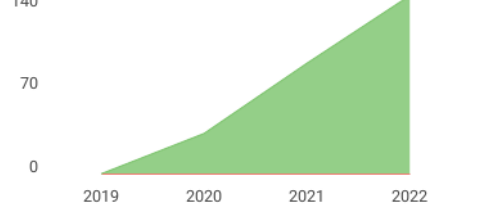
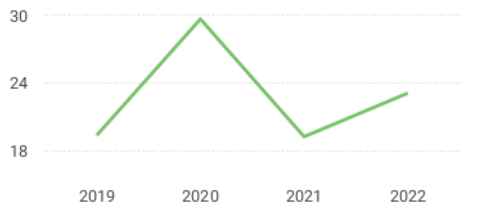


Quartiles



FIND SIMILAR JOURNALS ?

1 <b>Genes</b> CHE <b>29%</b> similarity	2 <b>Annals of Human Genetics</b> GBR <b>28%</b> similarity	3 <b>Journal of Biosciences</b> IND <b>28%</b> similarity	4 <b>Frontiers in Gene</b> CHE <b>28%</b> similarity
--	---	---	--





**Advancements in Life Sciences**

**Q3** Biochemistry, Genetics and Molecular Biology... best quartile

**SJR 2022** 0.22

powered by scimagojr.com

← Show this widget in your own website

Just copy the code below and paste within your html code:

```
<a href="https://www.scima
```

**SCImago Graphica**

Explore, visually communicate and make sense of data with our **new data visualization tool**.

Metrics based on Scopus® data as of April 2023

| **Indrajit** 6 months ago

We have just published two of our research papers in the October 2022 issue of the journal. It was a great experience. Hope this journal improves its ranking steadily

reply



**Melanie Ortiz** 6 months ago

SCImago Team

Dear Indrajit, thanks for your participation! Best Regards, SCImago Team

M **Mohamed Shoukry** 8 months ago

Is the journal indexed in scopus and what is Impact factor and is there article processing charge

reply



**Melanie Ortiz** 8 months ago

SCImago Team

Dear Mohamed, thank you very much for your comment. We suggest you consult the Scopus database directly. Keep in mind that the SJR is a static image (the update is made one time per year) of a database (Scopus) which is changing every day.

The Scopus' update list can also be consulted here:

<https://www.elsevier.com/solutions/scopus/how-scopus-works/content>

Please consult the Journal Citation Report for other indicators (like Impact Factor) with a Web of Science data source.

Best Regards, SCImago Team

A **Anmut Bekele** 1 year ago

To: Editor in Chief  
Advancements in Life Sciences

Respected Sir,

I am Anmut Bekele, MSC graduate in animal breeding and genetics at Haramaya University, Ethiopia. I am sending my research paper entitled "ON-FARM EVALUATION OF GENOTYPE BY ENVIRONMENT INTERACTION ON EGG PRODUCTION TRAITS OF EXOTIC CHICKEN AT SELECTED ZONES OF AMHARA REGION, ETHIOPIA" to your esteem journal. Please consider my research paper for publication.

With best regards

Anmut Bekele (DVM, MSC in Animal breeding and genetics, working at rural district of Amhara



SCImago Team

**Melanie Ortiz** 1 year ago

Dear Anmut,  
Thank you for contacting us.  
We are sorry to tell you that SCImago Journal & Country Rank is not a journal. SJR is a portal with scientometric indicators of journals indexed in Elsevier/Scopus.  
Unfortunately, we cannot help you with your request, we suggest you visit the journal's homepage (See submission/author guidelines) or contact the journal's editorial staff , so they could inform you more deeply.  
Best Regards, SCImago Team

**M Mera Salah** 2 years ago

what is the quartile of the Advancements in Life Sciences now?

reply

**Melanie Ortiz** 2 years ago

SCImago Team

Dear Mera, thank you very much for your request. You can consult that information just above. Best Regards, SCImago Team

**M Mera Salah** 2 years ago

what is the quartile of the Advancements in Life Sciences?

reply

**Melanie Ortiz** 2 years ago

SCImago Team

Dear Mera,  
Thank you for contacting us.  
As you probably already know, SJR is a portal with scientometric indicators of journals indexed in Scopus. All the data have been provided by Scopus /Elsevier in the last update which is made in April/May each year. It seems that this journal was recently indexed in Scopus and we need to have the data of at least three years to have the complete Citation Window of Scopus in order to calculate the scientometric indicators.  
We remain at your disposal for any further information,  
Greetings from Spain and thank you for using the SCImago products,  
SCImago Team



Email

(will not be published)

I'm not a robot reCAPTCHA  
Privacy - Terms

Submit

The users of Scimago Journal & Country Rank have the possibility to dialogue through comments linked to a specific journal. The purpose is to have a forum in which general doubts about the processes of publication in the journal, experiences and other issues derived from the publication of papers are resolved. For topics on particular articles, maintain the dialogue through the usual channels with your editor.

Developed by:



Powered by:



Follow us on @ScimagoJR

Scimago Lab, Copyright 2007-2022. Data Source: Scopus®

EST MODUS IN REBUS  
Horatio (Satire 1, 1, 106)

[Cookie settings](#)

[Cookie policy](#)





## ARTICLE INFO

## Open Access



Date Received:  
16/08/2022;  
Date Revised:  
12/09/2022;  
Date Published Online:  
31/05/2023;

# Herbal therapy for hemorrhoids: An Overview of Medicinal Plants Affecting Hemorrhoids

Mehdi Mohammadian Amiri<sup>1</sup>, Yudi Garnida<sup>2</sup>, Abbas F. Almulla<sup>3</sup>, Ahmed Sami Abduljabbar<sup>4</sup>, Abduladheem Turki Jalil<sup>5</sup>, Yeganeh Mazaheri<sup>6</sup>, Yahya Ebrahimi<sup>7\*</sup>, Nabi Shariatifar<sup>6</sup>

## Authors' Affiliation:

1. Department of Emergency Medicine, School of Medicine, Babol University of Medical Sciences, Babol - Iran
2. Universitas Pasundan, Bandung, Jawa Barat - Indonesia
3. Medical Laboratory Technology Department, College of Medical Technology, The Islamic University, Najaf - Iraq
4. College of Pharmacy, University of Basrah - Iraq
5. Medical Laboratories Techniques Department, Al-Mustaqbal University College, Babylon, Hilla - Iraq
6. Department of Environmental Health, Food Safety Division, Faculty of Public Health, Tehran University of Medical Sciences and Health Services, Tehran - Iran
7. Department of Cardiology, School of Medicine, Shahid Madani Hospital, Lorestan University of Medical Sciences, Khorramabad - Iran

## Abstract

Hemorrhoids are one of the most common rectal diseases that affect millions of people in the world and cause many medical and socio-economic problems. The resulting pain is very severe and incurs exorbitant costs for the patient and the government. This study aimed to review the medicinal plants that affect hemorrhoids. Complete databases searched for in those articles were Google Scholar, SID, Scopus, PubMed, Science Direct, and WOS search engines. The search was done for articles published that included the search term containing, medicinal plants and hemorrhoids in their title. This study focused on published articles and papers from 1991 to 2022. The results showed medicinal plants *Aloe vera*, *Trigonella foenum-graecum* L., *Nigella sativa* L., *Curcuma longa* L., *Cocos nucifera* L., *Solanum nigrum* L., *Alhagi persarum* Boiss & Buhse, *Plantago lanceolata* L., *Achillea santolina*, *Malva neglecta* Wallr., *Rubus fruticosus* L. have effects like anti-bleeding, analgesic, anti-inflammatory, and wound-healing, and with hemorrhoid-healing effect. Generally, the investigated traditional Iranian edible plants are rich in different types of chemical compounds and have special benefits in the prevention and treatment of diseases.

## \*Corresponding Author:

Yahya Ebrahimi  
Email:  
[yahyaebrahimi49@gmail.com](mailto:yahyaebrahimi49@gmail.com)

## How to Cite:

Amiri MM, Garnida Y, Almulla AF, Abduljabbar AS, Jalil AT (2023). Herbal therapy for hemorrhoids: An Overview of Medicinal Plants Affecting Hemorrhoids. Adv. Life Sci. 10(1): 22-28.

## Keywords:

Medicinal plants;  
Hemorrhoids; Diseases;  
Remedy Drugs

## Introduction

Hemorrhoid is a type of anal protrusion that occurs due to inflammation of the veins around the anus or inside the rectal canal [1]. The word "hemorrhoid" comes from the ancient Greek words "haema" and "rhoos" meaning the flow of blood [2].

Hemorrhoids are the most common cause of lower gastrointestinal bleeding. Hemorrhoids include internal and external hemorrhoids. Internal hemorrhoids are inside the rectum and cannot be seen and are usually not painful. If the external hemorrhoid is located in the anus, where many pain-sensing nerves pass, it is painful and tends to bleed [3, 4]. Symptoms of hemorrhoids include bleeding, bulging, pain, and itching [5].

Epidemiological studies show 10 million of people in the United States complain of hemorrhoids and the prevalence of this disease is reported to be 4.4 percent [5]. In the United Kingdom, hemorrhoids were reported to affect 13%-36% of the general population [3]. In Indonesia, hemorrhoids were estimated to affect 12.5 million people in 2015 [6]. There are various factors responsible for hemorrhoids like constipation, aging, sedentary lifestyle, obesity, pregnancy, low fiber diet, chronic constipation, straining during bowel movement, and so forth [3, 4]. Although hemorrhoids are not fatal, the physical and mental discomfort associated with the symptoms can seriously affect the quality of life of an infected person [1].

Some traditional medicinal plants are used along with new chemical drugs to prevent various diseases, help treat some diseases and prevent their complications [7-10]. The World Health Organization (WHO) encourages the development of herbal medicines based on traditional knowledge [11].

Many people can get relief from symptoms with home treatments and lifestyle changes [12-14]. Medicinal plants have a defense system including superoxide dismutase, catalase, and glutathione peroxidase, and also in this system, non-enzymatic agents include vitamin E, carotenes, polyphenols, saponins, alkaloids, mucilage fibers, and anthraquinone [15]. Polyphenols are types of antioxidants that are involved in the prevention of many diseases, including cancer. These compounds are very diverse and have different effects. Phenolic compounds include vitamins, pigments, and flavonoids, which have anti-mutation and therefore anti-cancer properties, as well as hypoglycemic activity [16-19].

Also, different parts of medicinal plants such as leaves, stems, leaf juice, root, fruit, and seed are being used for treating hemorrhoids [12].

The results of clinical studies showed that *M. communis* essential oil (lotion or ointment) can significantly improve bleeding, permanent pain, pain

during defecation, anal irritation, anal itching, and anal heaviness in patients with hemorrhoid types I and II [2]. In recent years, much research has been done to treat this disease. Topical treatments include lidocaine gel, lidocaine ointment, suppository, and anti-hemorrhoid ointment. Due to the insufficient satisfaction of patients with hemorrhoids from the drugs available on the market, the purpose of this study is to review the medicinal plants that affect hemorrhoids.

## Methods

### Literature search strategy and selection criteria

Complete databases searched for in those articles were Google Scholar, SID, Scopus, PubMed, Science Direct, and WOS search engines. The search was done for articles published that included the search term containing, medicinal plants and hemorrhoids in their title. This study focused on published articles and papers from 2016 to 2022.

## Discussion

The medicinal plants of different parts of Iran, which are effective on hemorrhoids, along with their additional information, are marked in Table 1.

### *Nigella sativa* L.

The black seed plant with the scientific name *Nigella sativa* L from the Ranunculaceae family is a plant with pale white or blue flowers and milky white seeds that turn black in contact with the air. This plant has also been used in the treatment of various liver diseases and respiratory disorders. In the books, traditional black medicine is recommended for the treatment of hemorrhoids. The most important compounds in black seed are volatile essential oils, alkaloids, flavonoids, and saponins. Black seed contains 40-30% of oil and 0.5-1.5% of various essential oils and sugars. Flavanol triglycerides are also found in this plant. The essential oil of the plant contains more than 85% of monoterpenoid compounds [24,25].

### *Trigonella foenum-graecum* L.

*Trigonella foenum-graecum* L belongs to the Fabaceae family and is known as one of the oldest and most important medicinal plants in the world [46]. Its white flowers have a pod that contains small and brown seeds of the plant. This plant is native to the Middle East and is widely cultivated in the Indian subcontinent. It is grown in most parts of Iran, including Azerbaijan, Isfahan, Fars, Khorasan, Semnan, Damghan, and also in the central regions, and is also grown and consumed as an edible vegetable [47]. Research has clearly shown the therapeutic value of this plant and its medicinal capabilities [48]. Fenugreek seeds contain saponins,

alkaloids, and mucilage fibers that have the most healing properties of fenugreek [49]. Experiments show that this important medicinal plant has antibacterial effects, strengthens the immune system, and relieves tonsillitis, sore throat, intestines, and hemorrhoids [23].

Binomial Name	Family	Different parts	Uses	Ref
<i>Aloe vera</i>	Liliaceae	Leaf	Anthelmintic, hemorrhoid remedy, and uterine stimulant (menstrual regulator).	[20,21]
<i>Trigonella foenum-graecum</i> L.	Fabaceae	Extract	Elimination of tonsillitis, sore throat, stomach and intestines, hemorrhoids	[22, 23]
<i>Nigella sativa</i> L.	Ranunculaceae	Seed	Its seeds have a regulating, anti-worm, hemorrhoids, laxative, and milk-enhancing effect.	[24,25]
<i>Curcuma longa</i> L.	Zingiberaceae	Rhizome	Anti-inflammation, vaso-relaxant analgesic, anti-ulcer, anti-bacterial	[26-29]
<i>Cocos nucifera</i> L.	Arecaceae	Fruit	anti-constipation, antioxidant, anti-inflammatory and antibacterial properties, appetite suppressant, and anti-depressant	[30, 31]
<i>Solanum nigrum</i> L.	Solanaceae	Flowers, green fruits, black fruits, stems, and roots	Hemorrhoid	[32-35]
<i>Alhagi persarum</i> Boiss & Buhse.	Fabaceae	Stems, leaves, flowers	Wound healing, kidney and bladder stones, hemorrhoids, jaundice	[35-37]
<i>Plantago lanceolata</i> L.	Plantaginaceae	Leaves, seeds	Elimination of colds and old coughs, wound healing, skin disorders, hemorrhoids	[35,38]
<i>Achillea santolina</i>	Asteraceae	Extract	Hemorrhoid	[39]
<i>Malva neglecta</i> Walr	Malvaceae	Leaves, seeds	Hemorrhoid	[39]
<i>Rubus fruticosus</i> L.	Anacardiaceae	Aerial part	Hemorrhoid	[40]
<i>Ruscus</i> L.	Asparagus	Rhizome	Hemorrhoid	[41]
<i>Verbascum</i>	Scrophulariaceae	leaves, flowers, Extract	Hemorrhoid	[42-45]
<i>Phyllanthus Emblica</i> L.	Euphorbiaceae	Fruit	Hemorrhoid	[44, 45]

**Table 1:** Medicinal plants of different parts of Iran

***Curcuma longa* L.**

*Curcuma longa* L is from the ginger family, a herbaceous and perennial plant with a height of one to

one and a half meters and has a swollen rhizome from which several aerial stems emerge. The food and medicinal part of this plant are its dried rhizomes. In addition to curcumin, there are several chemical compounds such as volatile oil, ginger, alpha, and beta-turmeric, and other compounds such as arabinose, fructose, nectarine, and nectarine [29, 50]. Turmeric is traditionally used as a spice and medicine in many countries. Rhizome powder of this plant in medicinal products for the treatment of various diseases including rheumatism, body aches, intestinal parasites, diarrhea, liver disorders, gastric disease, urinary tract infections, indigestion, inflammation, white spots in the body, white spots in the body, Used for intestinal and hemorrhoid skin diseases [26-29].

**Coconut**

Coconut is a member of the Arecaceae family and is the only species classified in the genus Coconut. According to the study by Singla et al. Coconut and its products have anti-constipation, antioxidant, anti-inflammatory, and antibacterial properties, appetite suppressants, and anti-depressant [29, 51]. It also has the property of improving the function of colon cells and inhibiting the growth of damaged and cancer cells in it. Studies have shown that this oil is a rich source of antioxidant compounds called anthraquinone, which has a laxative effect. In traditional medicine, the possible therapeutic properties of this oil in the treatment of constipation have been discussed [30, 31].

***Aloe vera***

*Aloe vera* belongs to the Liliaceae family and contains amino acids, vitamins, minerals, and valuable substances such as Aloein, Emodin, anthraquinone, and emodin with anti-viral, anti-fungal properties, anti-bacterial, anti-rheumatic, anti-cancer, anti-aging, anti-inflammatory. In Ayurvedic medicine, the traditional medicine of India, aloe is used internally as a laxative, anthelmintic, hemorrhoid remedy, and uterine stimulant (menstrual regulator). Due to its different medicinal properties, aloe vera is involved in the production of gels and ointments in pharmacy [20, 21]. The black nightshade medicinal plant belongs to the genus Solanaceae, one of the native herbaceous and medicinal plants of Iran, which grows like a weed. Lipids extracted from the leaves of this plant have analgesic, antipyretic and anti-inflammatory properties. Methanolic extract extracted from this plant reduces mucosal damage and gastric ulcers. Also, the anti-cancer effect and hemorrhoids of this plant have been proven [32-35].

***Alhagi persarum* Boiss & Buhse**

*Alhagi persarum* Boiss & Buhse belongs to the subfamily Papilionoideae, an invasive perennial

herbaceous plant, 50-80 cm tall, hairless, green, belongs to the butterfly family, and has many thorns [13]. This plant can be found in dry, rocky, and saline soils [26]. *Alhagi persarum* is used as a medicinal plant with high medicinal properties in the form of extracts, oils, and decoctions. Harsher contains a substance called cannabis, which has antipyretic properties. The cooked leaves are used to heal wounds. It is useful for headaches and heart palpitations. It opens stomach obstruction and is appetizing. Harsh sweat is good for the liver, kidneys, and spleen and cleanses the kidneys and bladder. The oil of the leaves of the plant is useful for rheumatic pains and the oil of its flowers is used for hemorrhoids and is a laxative. It is useful in preventing smallpox, its young and green leaves and branches are cooling [35-37].

#### ***Plantago lanceolata* L.**

*Plantago lanceolata* L. is a perennial plant of the genus Plantaginaceae that grows in temperate regions around the world. The use of the herb has long been used in traditional medicine and is used to treat skin wounds and skin disorders, infectious diseases, gastrointestinal disorders, respiratory and circulatory disorders, and hemorrhoids [35, 38]. Yarrow is a genus of chicory. This genus with about 1000 genera and 20,000 species is distributed all over the world and grows abundantly in temperate and cold regions. Alcoholic extract of its flowering branches lowers fat and blood pressure [52]. Its aqueous-alcoholic extract has an inhibitory effect on gastric acid secretion by inhibiting the gastric vagus nerve [53].

Aqueous extract of this plant has stimulating effects on humoral immunity and is cellular [54]. The flowering branches of this plant are rich in flavonoids and sesquiterpene lactone and its pollens are also highly allergenic [55]. This plant due to its tannins and bitter and aromatic substances strengthens the nerves and the heart; It has been used in various therapeutic cases such as general fatigue, weakness, and inflammation of the heart muscle, as well as in neurological diseases such as weakness of the nerves and epilepsy [52]. The genus *Ruscus* belongs to the genus Asparagus, which has six species that are distributed all over the world and contains a steroid, saponin, and glycoside derivatives. *R. aculeatus* is the only species of this genus that grows in Iran and is found in abundance in northern forests and wet valleys. In traditional medicine, the extract of this plant is used as a tonic for venous arteries and the treatment of hemorrhoids. The therapeutic effect of this plant is related to the presence of steroid saponins, which contain up to 6% of the dry weight of the plant. The major saponins in this plant are racing along with ruscogenin and neuroscogenin aglycones [41].

#### ***Verbascum cheiranthifolium***

*Verbascum cheiranthifolium* is a biennial herbaceous plant that has yellow flowers and leaves with cotton hairs and a thick stem about 2 meters high that grows in barren lands, forests, and fields. In mountainous areas, it rises to 180 cm. The main constituents of *Verbascum* species extract are flavonoids, saponins, iridoids, phenylethanoid glycosides, monoterpene glucosides, steroids, Spearman alkaloids, phenolic acids, fatty acids, tannins, carotenes, etc. The most important therapeutic properties of this plant are relieving heartburn, colds, bronchitis, fever, anti-hemorrhoids, and migraines. The use of this plant in traditional medicine is various and can be mentioned as an emollient, expectorant, diaphoretic, and a gargle in the treatment of asthma [42, 43]. Hemorrhoids are painful condition that causes inflammation and enlargement of the veins around the anus. There are natural remedies for hemorrhoids. The high tendency of people to natural and harmless and at the same time cost-effective treatments, as well as its cultural compatibility, has led to the widespread use of medicinal plants in traditional Iranian medicine. [56]. The plant parts which have been utilized for hemorrhoid treatment include roots, fruits, seeds, aerial parts, etc. Also, herbal medicines are made from different organs of one or more plants and the most common form of medicine is boiled and brewed. These plants can improve hemorrhoid complications such as bleeding, anti-constipation, antioxidant, anti-inflammatory, and antibacterial properties, appetite suppressant, and anti-depressant pain and inflammation. In addition, various classes of phytochemicals, particularly flavonoids and terpenoids, can be responsible for the hemorrhoid-healing effects of these plants.

Recent investigations showed that there are many medicinal plants with hemorrhoid-healing effects cited medicinal *Aloe vera*, *Trigonella foenum-graecum* L., *Nigella sativa* L., *Curcuma longa* L., *Cocos nucifera* L., *Solanum nigrum* L., *Alhagi persarum* Boiss & Buhse, *Plantago lanceolata* L., *Achillea santolina*, *Malva neglecta* Wallr., *Rubus fruticosus* L have useful effects in hemorrhoid treatment through all or at least two related biological effects like anti-bleeding, analgesic, anti-inflammatory, venotonic properties, and wound-healing, and they can be considered to be an important resource for producing novel drugs for hemorrhoid treatment. Rahimi et al. have appraised plants used to treat hemorrhoids in different countries [57]. They introduced some important species with related pharmacological properties along with their active constituents.

*Quercus brantii* has a high percentage of tannins and has various therapeutic effects. In recent years, this

plant has been used to treat inflammation and hemorrhoids [58]. The results of research on different fractions of black seed show that the anti-inflammatory effect of aqueous extract of black seed is approximately equivalent to aspirin in laboratory animals [59].

And the anti-inflammatory effect of its hydroalcoholic extract is approximately equivalent to that of indomethacin [60]. Fenugreek seeds have a high percentage of mucilage and have anti-inflammatory and emollient effects [61]. The anti-inflammatory activity of *Achillea mille folium* crude extract has also been confirmed experimentally via in vitro protease inhibition assays. Flavonoid-enriched fraction inhibited the human neutrophil elastase (IC<sub>50</sub> = 72 µg/mL), which could represent it as a potent anti-inflammatory medicament [62]. Finally, more detailed studies on the chemical components and biological activities of plants used in hemorrhoid treatment can be made. Today, herbal therapy and the use of herbal preparations [63-74] have a special application in the treatment of many diseases [75-79]. Because herbal medicines are rich in antioxidants and medicinal bioactive substances [80-85].

## Conclusion

Herbal remedies for hemorrhoids are beneficial because herbs may contain bioactive compounds that are effective in treating hemorrhoids. This plant also has anti-parasitic, anti-inflammatory, antioxidant, anti-cough, anti-tumor, and anti-tumor effects on hemorrhoids. Therefore, due to the growth and the relatively widespread use of these plants in different regions of Iran, it is suggested that they be used as medicinal plants with detailed studies.

## Competing Interest

The authors declare that there is no conflict of interest.

## Author Contributions

All authors contributed equally to the manuscript.

## References

- Alonso-Coello P, Mills E, Heels-Ansdell D, López-Yarto M, Zhou Q, Johanson JF, et al. Fiber for the treatment of hemorrhoids complications: a systematic review and meta-analysis. *Official journal of the American College of Gastroenterology/ACG*, (2006);101(1):181-8.
- Mahboubi M. Effectiveness of *Myrtus communis* in the treatment of hemorrhoids. *Journal of integrative medicine*, (2017);15(5):351-8.
- Lohsiriwat V. Hemorrhoids: from basic pathophysiology to clinical management. *World journal of gastroenterology: WJG*, (2012);18(17):200-209.
- Chong PS, Bartolo DC. Hemorrhoids and fissure in ano. *Gastroenterology Clinics of North America*, (2008);37(3):627-44.
- Corman ML, Corman ML. *Colon and rectal surgery*: Lippincott Williams & Wilkins Philadelphia; (2005), 23(1): 7.
- Badan Penelitian dan Pengembangan Kesehatan 2015 Laporan Riset Kesehatan Dasar (Jakarta). *Basic Health Research* (2018), 8(2):3.
- Falahi E, Delshadian Z, Ahmadvand H, Shokri Jokar S. Head space volatile constituents and antioxidant properties of five traditional Iranian wild edible plants grown in west of Iran. *AIMS Agriculture and Food*, (2019), 4(4): 1034-1053.
- Soltanbeigi A, Dastyar N, Khajoei Nejad F, Shokri S. Medicinal herbs affecting cancers in Iran and the world. *Plant Biotechnology Persa*, (2022);4(1):1-3.
- Mohajer A, Araghi A, Sadighara P. Oxidative stress and toxicity effect of *Echium amoenum* on mice brain. *Comparative Clinical Pathology*, (2019);28(2):397-401.
- Mazaheri Y, Torbati M, Azadmard-Damirchi S. Effect of Processing on the Composition and Quality of *Nigella sativa* Fixed Oil. *Black cumin (Nigella sativa) seeds: Chemistry, Technology, Functionality, and Applications*: Springer, (2021); 335-47.
- World Health Organization (WHO) 2013 WHO traditional medicine strategy: 2014-2023. (World Health Organisation), (2013).
- Sundaram SS, Suresh K, Sundaram SP. Indigenous knowledge on medicinal plants used to treat hemorrhoids in selected areas of Madurai district, Tamil Nadu, India. *Journal of Medicinal Plants*, (2019);7(4):24-7.
- Bahmani M, Shokri S, Nosrati Akhtar Z, Abbaszadeh S, Manouchehri A. The effect of pomegranate seed oil on human health, especially epidemiology of polycystic ovary syndrome; a systematic review. *JBRA Assist Reprod*, (2022); 2022 Nov 9;26(4):651-636. doi: 10.5935/1518-0557.20210121.
- Rabeea Banoon S, Narimani-Rad M, Lotfi A, Shokri S, Abbaszadeh S, Özliman S. Phytotherapy in Prostatitis: a Review on the Most Important Medicinal Plants Affecting Prostatitis in Iranian Ethnobotanical Documents. *Plant Biotechnology Persa*, (2021);3(2):68-74.
- Kamble SS, Gacche RN. Evaluation of anti-breast cancer, anti-angiogenic and antioxidant properties of selected medicinal plants. *European Journal of Integrative Medicine*, (2019);25:13-9.
- Narayanawamy N, Balakrishnan K. Evaluation of some medicinal plants for their antioxidant properties. *Int J Pharm Tech Res*, (2011);5(1):381-385.
- Ivanova A, Gerasimova E, Gazizullina E. An integrated approach to the investigation of antioxidant properties by potentiometry. *Analytica chimica acta*, (2020);1111:83-91.
- Dokhani N, Nazer M, Skokri S, Darvishi M. Determination and Evaluating the Antioxidant Properties of *Ziziphus nummularia* (Burm. f.) Wight & Arn., *Crataegus pontica* K. Koch and *Scrophularia striata* Boiss. *Egyptian Journal of Veterinary Sciences*, (2022);53(3):423-9.
- Ghamari S, Abbaszadeh S, Mardani M, Shahsavari S. Identifying medicinal plants affecting the teeth from the Southern district of Ilam province, Iran. *Journal of Pharmaceutical Sciences and Research*, (2017);9(6):800.
- Ghazanfar SA. *Handbook of Arabian medicinal plants*: CRC press; (1994), Published August 24, 1994 by CRC Press.
- Surjushe A, Vasani R, Saple D. *Aloe vera*: a short review. *Indian journal of dermatology*. 2008;53(4):163.
- Zargari A. *Medicinal Plants*. 5Th ed. Vol. 1, Tehran University Publications, (1991); 43-44, 63-72.
- Hoseinyan Bilandi S, Hosseini S, Mojtahedi M, Bashtani M. Effect of Thyme and *Ziziphora* essence on performance, microbial population and immune response of broiler chickens. *Animal Production Research*, (2018); 7(3): 53-65.
- Ramadan MF, Mörsel JT. Characterization of phospholipid composition of black cumin (*Nigella sativa* L.) seed oil. *Food/Nahrung*, (2002); 46(4): 240-4.
- Ghannadi A, Hajhashemi V, Jafarabadi H. An investigation of the analgesic and anti-inflammatory effects of *Nigella sativa* seed polyphenols. *Journal of medicinal food*, (2005); 8(4): 488-95.
- Eliana F, SpPD K, Yarsi B. *Penatalaksanaan DM Sesuai Konsensus Perkeni 2015*. PB Perkeni Jakarta, (2015), 234.

27. Surboyo MDC, Arundina I, Rahayu RP, Mansur D, Bramantoro T. Potential of distilled liquid smoke derived from coconut (*Cocos nucifera* L) shell for traumatic ulcer healing in diabetic rats. *European Journal of Dentistry*, (2019); 13(02): 271-9.
28. Bankar GR, Nayak PG, Bansal P, Paul P, Pai K, Singla RK, et al. Vasorelaxant and antihypertensive effect of *Cocos nucifera* Linn. endocarp on isolated rat thoracic aorta and DOCA salt-induced hypertensive rats. *Journal of ethnopharmacology*, (2011); 134(1): 50-4.
29. Astana P, Nisa U, Triyono A, Ardiyanto D, Fitriani U, Zulkarnain Z, et al., editors. Medicinal plants used by traditional healers for hemorrhoid treatment in Borneo island: Ethnopharmacological study RISTOJA. IOP Conference Series: Earth and Environmental Science; (2021): IOP Publishing.
30. Sources of Biphenyl and Anthraquinone in Coconut Oils [Internet]. PiCA Prüfinstitut Chemische Analytik GmbH. 30. August 2017. Available at: <https://www.pica-berlin.de/en/news/sources-of-biphenyl-and-anthraquinone-in-coconut-oils>. Accessed November 9, (2020).
31. Emami A, Fasihi S, Mehregan E. Medicinal Plants Reference. Tehran: Andisheh avar; 2011.
32. Zakaria ZA, Gopalan HK, Zainal H, Pojan NHM, Morsid NA, Aris A, et al. Antinociceptive, anti-inflammatory and antipyretic effects of *Solanum nigrum* chloroform extract in animal models. *Yakugaku zasshi*, (2006); 126(11): 1171-8.
33. Ravi V, Mohamed Saleem T, Patel S, Raamamurthy J, Gauthaman K. Anti-inflammatory effect of methanolic extract of *Solanum nigrum* Linn berries. *International Journal of Applied Research in Natural Products*, (2009); 2(2): 33-6.
34. Li J, Li Q, Feng T, Li K. Aqueous extract of *Solanum nigrum* inhibit growth of cervical carcinoma (U14) via modulating immune response of tumor bearing mice and inducing apoptosis of tumor cells. *Fitoterapia*, (2008); 79(7-8):548-56.
35. Iranmanesh M, Najafi S, Yosefi M. Studies on Ethnobotany of important medicinal plants in Sistan. *Journal of Medicinal Herbs*, (2010); 1(2): 58-65.
36. Zeng F, Zhang X, Foetzki A, Li X, Li X, Runge M. Water relation characteristics of *Alhagi sparsifolia* and consequences for a sustainable management. *Science in China Series D: Earth Sciences*, (2002); 45(1):125-31.
37. Sayeh J, Hamdi SMM, Momeni T, Vernofadarani M. Study of anatomical structure of vegetative and reproductive organs in *Kharshar* plant. *Alhagi persarum* L. *Journal of Plant Research* 2015; 28(4): 726-736.
38. Samuelsen AB. The traditional uses, chemical constituents and biological activities of *Plantago major* L. A review. *Journal of ethnopharmacology*, (2000); 71(1-2): 1-21.
39. Mardani-Nejhad S, Vazirpour M. Ethno-botany of medicinal plants by Mobarakeh's people (Isfahan). *Journal of Medicinal Herbs*, (2012); 5(2): 111-26.
40. Sina I. *Al-qanun fi al-tibb* [the canon of medicine]. Beirut, Lebanon: Alaalami Library. 2005.
41. Asghari J, Jila, Mohammadi Alemi, Mohammad, Mazaheri Tehrani. Investigation of steroidal saponins in the rhizome of *Ruscus aculeatus* L. in northern Iran (Savadkuh city). *Ecophytochemistry of medicinal plants*, (2015); 23; 3 (2): 28-38.
42. Mirhaidar H, Plant sciences, Tehran: Nashre Farhange Eslami (2005), 4: 418.
43. Watanchian, Mehran, Delavar, Shahsvand, Shabnam, Kamali. Teratogenic effects of aqueous extract of aerial part of *Verbascum cheiranthifolium* on embryos of mice. *Journal of North Khorasan University of Medical Sciences*, (2015); 10(4): 957-67.
44. Arzani M. *Teb e Akbari (Akbari's medicine)*. Tehran: Iran University of Medical Sciences. Research Institute for Islamic and Complementary Medicine [Google Scholar], (2008).
45. Sezgin F. *Kitāb al-Jāmi' li-mufradāt al-adwiyah wa-al-ghdhiyah*: Institute for the History of Arabic-Islamic Science at the Johann Wolfgang. (1996).
46. Rajabi Hashjin M, Asghari A, Zeinalabedini M, Ghaffari M. Comparison of trigonelline content in some species of medicinal plant of fenugreek (*Trigonella* L.). *Iranian Journal of Medicinal and Aromatic Plants Research*, (2019); 35(5): 721-30.
47. Petropoulos GA. Fenugreek: the genus *Trigonella*. CRC Press; (2002).
48. Parvizi O, Khani RT, Aboozari M, Fathizadeh F. Performance, some immune parameters and intestinal microbial flora of Ross 308 broiler chicks fed by Fenugreek essential oil. *Network Biology*, (2020); 10(5): 77-85.
49. Tadayyon A, Naeimi MM, Pessarakli M. Effects of vermicompost and vermish biofertilizers on fenugreek (*Trigonella foenum*) plant. *Communications in Soil Science and Plant Analysis*, (2018); 49(19): 2396-405.
50. Hosseini f, et al. A review of the use of turmeric (*Curcuma longa* L.) in traditional and modern medicine. *Journal of Medicinal Plants*, (2010); 9.33: 1-15.
51. Singla RK, Jaiswal N, Bhat VG, Jagani H. Antioxidant and antimicrobial activities of *Cocos nucifera* Linn. (Arecaceae) endocarp extracts. *Indo Global J Pharm Sci*, (2011); 1(4):354-61.
52. Ghanbari S, Amjad L, Shahaniur K. The effect of essential oil of *Achillea wilhelmsii* flowers on cisplatin-induced hepatotoxicity. *Fez Journal of Kashan University of Medical Sciences*, (2017); 21(5): 398-405.
53. Shariffar F, Pournourmohammadi S, Arabnejad M. Immunomodulatory activity of aqueous extract of *Achillea wilhelmsii* C. Koch in mice. *Indian Journal of Experimental Biology* (2009); 47(8): 668-71.
54. Azadbakht M, Morteza SK, Kharnsari NE. The essential oils composition of *Achillea wilhelmsii* C. Koch leaves and flowers, (2005); *Journal of Medicinal Plants*, (2005); 2(6): 55-58
55. Majd A, FA F. Comparative study of allergenicity of mature and immature pollen grains of *Achillea wilhelmsii*. *Journal of Arak University of Medical Sciences*. (2008), 11(2): 1-9.
56. Karimi M, Mardani M, Parsaei P. An overview of the effectiveness of the most important native medicinal plants of Iran on hemorrhoid based on Iranian traditional medicine textbooks. *Journal of Global Pharma Technology*, (2016); 8(9): 24-6.
57. Rahimi R, Abdollahi M. Evidence-based review of medicinal plants used for the treatment of hemorrhoids. *Int J Pharmacol*, (2015); 9(1): 1-11.
58. Harborne JB, Baxter H. *Chemical dictionary of economic plants*: John Wiley & Sons; 2001.
59. Al-Ghamdi M. The anti-inflammatory, analgesic and antipyretic activity of *Nigella sativa*. *Journal of ethnopharmacology*, (2001); 76(1): 45-8.
60. Hajhashemi V, Ghannadi A, Jafarabadi H. Black cumin seed essential oil, as a potent analgesic and anti-inflammatory drug. *Phytotherapy Research: An International Journal Devoted to Pharmacological and Toxicological Evaluation of Natural Product Derivatives*, (2004); 18(3): 195-9.
61. Oncina R, Del Rio J, Gomez P, Ortuno A. Effect of ethylene on diosgenin accumulation in callus cultures of *Trigonella foenum-graecum* L. *Food chemistry*, (2002); 76(4): 475-9.
62. Pires JM, Mendes FR, Negri G, Duarte-Almeida JM, Carlini EA. Antinociceptive peripheral effect of *Achillea millefolium* L. and *Artemisia vulgaris* L.: both plants known popularly by brand names of analgesic drugs. *Phytotherapy Research: An International Journal Devoted to Pharmacological and Toxicological Evaluation of Natural Product Derivatives*, (2009); 23(2): 212-9.
63. Nasution J, Dasopang ES, Raharjeng ARP, Guming K, Dalimunthe GI, Pratama I. Medicinal plant in cancer pharmaceutical industry in Indonesia: a systematic review on applications and future perspectives. *Journal of Carcinogenic*, (2021); 20(1): 21.
64. Wani NA, Khanday WI, Tirumale S. Phytochemical analysis and evaluation of antibacterial activity of different extracts of soil-isolated fungus *Chaetomium cupreum*. *Journal of Natural Science, Biology and Medicine*, (2020); 11(1): 72.
65. You SH, Yoon MY, Moon JS. Antioxidant and anti-inflammatory activity study of fulvic acid. *Journal of Natural Science, Biology and Medicine*, (2021); 12(3): 285-289.

66. Datkhile KD, Patil SR, Patil MN, Durgawale PP, JagdaleNJ, Deshmukh VN. Studies on phytoconstituents, In vitro antioxidant, antibacterial, and cytotoxicity potential of *Argemone mexicana* Linn.(Family: Papaveraceae). *Journal of Natural Science, Biology and Medicine*, (2020);11(2): 198.
67. U. S. Mahadeva R. An Overview of the Most Important Herbal Antimicrobial Generic Drugs in Iran's Pharmaceutical Market. *J Biochem Phytomed*, 2022; 1(1): 1-2. doi: 10.34172/jbp.2022.1
68. Ebrahimi Y, AL-Baghdady HFA, Hameed NM, Iswanto AH, Shnain Ali M, Hammoodi H. A, Hashim Kzar H, Aravindhan S, Khodaei SM, Alikord M, Pirhadi M. Common fatty acids and polyphenols in olive oil and its benefits to heart and human health. *Caspian Journal of Environmental Sciences*, 2022; 20(6): 1-7.
69. Al Mnshad D, Al Joudi A, Jawad L, Al –Hasnawi R. Study the Ability of *Salmonella typhimurium* to Induce Cytokine TNF $\alpha$  in Mice Treated with Olive Leaves Extract and Ciprofloxacin. *Archives of Razi Institute*, (2022); 77(5), 1799-1804.
70. Shahsavari S, Sarkar S, Jyoti Sen D, Kumar Mandal S. Determination of Total Antioxidant Activity of Methanolic Extract of *Falcaria Vulgaris*. *J Biochem Phytomed* 2022; 1(1): In press.
71. Rudiansyah, M., H.AI-Mosawi, R., Selman, S. M., Tillaeva, U., M. Kadhim, M., manouchehri, A. Tramadol toxicity phytotherapy: The protective role of medicinal plants against tramadol toxicity. *Caspian Journal of Environmental Sciences*, (2022),21(1): 1-17.
72. Shnewer Z, Al-Hadrawy S, Abadi Mohammed J, Chasib Jabal B. Evaluation of the Effect of Alcoholic Extract of *Laurus Nobilis* Leaves on Blood Biochemical Parameters and Histological Changes in the Liver and Kidney among Female Wistar Rats Treated with Depakene (Sodium Valproate). *Archives of Razi Institute*, (2022), 77(3): 981-989.
73. Mohammadrezaei Khorramabadi R, Kumar Mandal S, Bose A, Mondal P. Investigating the Antimicrobial Effect of *Loranthus europeus* Leaf Hydroalcoholic Extract Against Methicillin-Resistant *Staphylococcus aureus*. *J Biochem Phytomed* 2022; 1(1): 17-20. doi: 10.34172/jbp.2022.5
74. Obaid RF, Kadhim Hindi NK, Kadhum SA, jafaar alwaeli LA, Jalil AT. Antibacterial activity, anti-adherence and anti-biofilm activities of plants extracts against *Aggregatibacter actinomycetemcomitans*: An in vitro study in Hilla City, Iraq. *Caspian Journal of Environmental Sciences*, (2022); 20(2): 367-372.
75. Nori Mater H, Manaf Abd Al-Rhman R, Ibraheem S, Shaker Mahmood M. Effects of *Avena sativa* and *Glycyrrhiza glabra* Leaves Extracts on Immune Responses in Serum Cytokine and Liver Enzyme Levels in NIH Mice. *Archives of Razi Institute*, (2022),77(5): 1845-1851.
76. Asadi, M. Antioxidant and antimicrobial activities in the different extracts of Caspian saffron, *Crocus caspius* Fisch & C. A. Mey. ex Hohen.. *Caspian Journal of Environmental Sciences*. (2016), 14(4): 331-338.
77. Sharin T, Ahammed B, Elahi MT, Mamun MSA. Paul, D. Impact of Physical Exercise and Food Habit on Type II Diabetes Mellitus Medicated Patients-A Cross Sectional Study. *Journal of Chemical Health Risks*, 2021; 11(Special Issue): 33-43.
78. Borah U, Boruah R, Islam S, Borah A, Saikia A, Boro R, Saikia H, Mutnuri S, Ganguly A, Baishya R, Saikia L, Purkayastha MD. Whey Fortified Ready-to-Reconstitute Elephant Apple (*Dillenia Indica*) Juice Powder: Methodical Optimization, Micro-Structural and in Vitro Digestion Analyses. *Journal of Food Technology Research*, (2022), 9(1): 18-45.
79. Dastyar N, Ahmadi M. An Ethnobotanical Study of Medicinal Plants Administered for the Treatment of Hyperlipidemia in Bushehr, South Iran. *J Biochem Phytomed* 2022;1(1): 26-30.
80. Marznaki ZH, Karkhah S, Amiri MM, Källmen H, Moradi A, Najjarboursa M. Attitudes of Emergency Nurses and Patients' Family Members Towards the Presence of Family Members During Cardiopulmonary Resuscitation; a Cross-sectional Study. *Archives of Academic Emergency Medicine*, (2022), 10(1):73.
81. Hosseininejad SM, Amiri MM, Bozorgi F, Montazar SH, Firouzian A, Moosazadeh M, Khatir IG, Shahbakhti N, Darvishi-Khezri H. Does co-treatment with ultra-low-dose naloxone and morphine provide better analgesia in renal colic patients?. *The American journal of emergency medicine*, (2019); 37(6): 1025-52.
82. khademian amiri S, A Aghajanzadeh T, Jafari N, Mahmoudi M. Antioxidative compounds, enzymes activity and nutrient elements in *Stachys byzantina* are altered by climate conditions not by soil parameters. *Caspian Journal of Environmental Sciences*, (2022); 20(5): 1099-1115.
83. Abbasi N, Khalighi Z, Eftekhari Z, Bahmani M. Extraction and phytoanalysis of chemical compounds of *Eucalyptus globulus* leaf native to Dehloran, Ilam province, Iran by HS-SPME and GC-MS. *Advances in Animal and Veterinary Sciences*, (2020); 8(6): 647-52.
84. Ebrahimi Y, AL-Baghdady HFA, Hameed NM, Iswanto AH, Shnain Ali M, Hammoodi HA, Hashim Kzar H, Aravindhan S, Khodaei SM, Alikord M, Pirhadi M. Common fatty acids and polyphenols in olive oil and its benefits to heart and human health. *Caspian Journal of Environmental Sciences*, (2022); 20(6): 1-7.
85. Bahmani M, Jalilian A, Salimikia I, Shahsavari S, Abbasi N. Phytochemical screening of two Ilam native plants *Ziziphus nummularia* (Burm. f.) Wight & Arn. and *Ziziphus spina-christi* (Mill.) Georgi using HS-SPME and GC-MS spectroscopy. *Plant Science Today*, (2020); 7(2): 275-80.



This work is licensed under a Creative Commons Attribution-NonCommercial 4.0 International License. To read the copy of this license please visit: <https://creativecommons.org/licenses/by-nc/4.0/>



# Herbal therapy for hemorrhoids: An Overview of Medicinal Plants Affecting Hemorrhoids

---

## ORIGINALITY REPORT

---

15%

SIMILARITY INDEX

7%

INTERNET SOURCES

11%

PUBLICATIONS

6%

STUDENT PAPERS

---

## MATCH ALL SOURCES (ONLY SELECTED SOURCE PRINTED)

---

2%

★ [pubmed.ncbi.nlm.nih.gov](http://pubmed.ncbi.nlm.nih.gov)

Internet Source

---

Exclude quotes  On

Exclude bibliography  On

Exclude matches  < 1%